


**NATIONAL IRRIGATION ADMINISTRATION  
CONDENSED STATEMENT OF FINANCIAL PERFORMANCE  
ALL FUNDS  
AS AT SEPTEMBER 2022**

<b>REVENUE</b>	
Service Income	637,849,870.62
<b>TOTAL REVENUE</b>	<u><b>637,849,870.62</b></u>
 <b>CURRENT OPERATING EXPENSES</b>	
Personnel Services	2,805,487,965.72
Maintenance & Other Operating Expenses	3,186,433,234.13
Financial Expenses	217,372.87
Non-Cash Expenses	4,867,083,658.06
<b>TOTAL CURRENT OPERATING EXPENSES</b>	<u><b>10,859,222,230.78</b></u>
 <b>DEFICIT FROM CURRENT OPERATIONS</b>	 <b>-10,221,372,360.16</b>
<b>Add/Deduct Other Income/Expenses:</b>	
Gain on Foreign Exchange (FOREX)	8,540,707.75
Gain on Sale of Property, Plant and Equipment	1,138,204.89
Gain on Sale of Unserviceable Property	122,556.57
Loss on Foreign Exchange (FOREX)	-3,371,969.28
<b>TOTAL OTHER INCOME/EXPENSES</b>	<u><b>6,429,499.93</b></u>
 <b>DEFICIT BEFORE TAX</b>	 <b>-10,214,942,860.22</b>
Less: Income tax expense	-
<b>DEFICIT AFTER TAX</b>	<u><b>-10,214,942,860.22</b></u>
Assistance and Subsidy	31,172,306,564.48
<b>NET SURPLUS FOR THE PERIOD</b>	<u><u><b>20,957,363,704.26</b></u></u>

Certified Correct:

Noted by:

  
**SHARILYN A. BLUZA**  
Acting Manager, Accounting Division  
ACVN - RB

  
**RALPH LAUREN A. DU**  
Deputy Administrator for Administrative  
and Finance Sector

**NATIONAL IRRIGATION ADMINISTRATION**  
*Edsa, Diliman, Quezon City*  
**DETAILED STATEMENT OF FINANCIAL PERFORMANCE**  
**ALL FUNDS**  
**AS AT SEPTEMBER 30, 2022**

**REVENUES**

<b>Operating Income</b>	22,408,816.19
Irrigation Service Fees	557,398.11
Less: 10% Discount on ISF	<u>21,851,418.08</u>
<b>Net Irrigation Service Fees</b>	37,467.07
CIP/CIS/RIS Amortization & Equity	44,500.00
Pump Amortization & Equity	2,262,281.96
Fines and Penalties-Service Income	50,295,766.18
Rent Income	23,292,956.00
Management Fees	
<b>Water Delivery Fees</b>	129,935,551.30
Baligatan Hydro Electric Power Plant (BHEPP)	225,828,050.24
SN Aboitiz Power-Magat Inc. (SNAP)	17,063,515.62
8.5 MW Hydro Electric Power Plant (MHEPP)	94,278,721.57
First Gen Hydro Power Corp. (FGHP)	<u>564,890,228.02</u>
<b>TOTAL</b>	
<b>Non-Operating Income</b>	557,480.64
Fines and Penalties-Other fines and penalties	6,042,395.19
Interest Income	63,512,160.47
Miscellaneous Income	2,847,606.30
Income from Grants and Donations in Kind	0.00
Sale of Garnished/Confiscated/Abandoned/Seized Goods and Pr	<u>72,959,642.60</u>
<b>TOTAL</b>	<u>637,849,870.62</u>

**TOTAL REVENUES**

**LESS EXPENSES:**

Salaries & Wages - Regular	1,003,234,499.68
Salaries and Wages-Casual/Contractual	1,039,462,112.80
Personnel Economic Relief Allowance (PERA)	144,289,969.36
Representation Allowance (RA)	8,623,260.40
Transportation Allowance (TA)	5,390,500.14
Clothing/Uniform Allowance	50,456,809.08
Subsistence Allowance	40,560.00
Laundry Allowance	1,358.00
Productivity Incentive Allowance	16,500.00
Honoraria	3,550,842.57
Longevity Pay	5,305,000.00
Overtime and Night Pay	13,594,165.01
Year End Bonus	25,909,639.72
Cash Gift	375,595.00
Mid-Year Bonus	211,051,674.88
Directors and Committee Members' Fee	195,000.00
Other Bonuses and Allowances	4,094,291.25
Retirement and Life Insurance Premiums	228,925,703.03
PAG-IBIG Contributions	7,643,548.20
PHILHEALTH Contributions	31,636,510.43
Employees Compensation Insurance Premiums	7,478,060.42
Terminal Leave Benefits	13,557,921.07
Other Personnel Benefits	654,444.67
<b>Total Personnel Services</b>	<u>2,805,487,965.72</u>


**NATIONAL IRRIGATION ADMINISTRATION**  
*Edsa, Diliman, Quezon City*  
**DETAILED STATEMENT OF FINANCIAL PERFORMANCE**  
**ALL FUNDS**  
**AS AT SEPTEMBER 30, 2022**

Travelling Expenses - Local	84,023,953.95
Travelling Expenses - Foreign	0.00
Training Expenses	193,004,783.73
Office Supplies Expenses	71,522,870.72
Accountable Forms Expenses	470,517.82
Non-accountable Forms Expenses	15,480.00
Food Supplies Expense	3,096.00
Drugs and Medicines Expenses	4,625,552.09
Medical, Dental & Laboratory Supplies Expenses	5,634,450.65
Fuel, Oil and Lubricants Expenses	234,690,693.60
Agricultural and Marine Supplies Expenses	133,075.00
Chemical and Filtering Supplies Expenses	493,300.00
Linens and Beddings Expenses	22,500.00
Semi-Expandable-Machinery and Equipment Expenses	30,080,896.85
Semi-Expendable Furniture, Fixtures and Books Expenses	11,775,926.74
Electrical Supplies and Material Expenses	304,533.89
Housekeeping/Cleaning Supplies Expense	1,052,956.15
Other Supplies and Materials Expenses	52,817,874.21
Water Expenses	8,288,831.47
Electricity Expenses	301,565,888.12
Gas/Heating Expenses	1,990.00
Other Utility Expenses	43,894.00
Postage and Courier Services	1,947,958.33
Telephone Expenses	9,390,210.32
Internet Subscription Expenses	10,753,365.06
Cable, Satellite, Telegraph, and Radio Expenses	420,273.60
Awards/Rewards Expenses	4,659,657.98
Prizes	201,050.47
Survey Expense	144,000.00
Research, Exploration and Development Expenses	296,112.00
Extraordinary and Miscellaneous Expenses	292,702.79
Legal Services	1,034,882.55
Auditing Services	73,696,244.08
Consulting Services	6,771,029.00
Other Professional Services	6,976,382.08
Environment/Sanitary Services	46,500.00
Janitorial Services	9,388,378.53
Security Services	4,105,396.16
Other General Services	1,443,305.25
Rep & Main. - Land Improvements	848,732.81
Rep & Main. - Infrastructure Assets	925,930,910.47
Rep & Main. - Buildings and Other Structures	63,003,076.58
Rep & Main. - Machinery and Equipment	47,617,133.00
Rep & Main. - Transportation Equipment	76,031,963.00
Rep & Main. - Furnitures & Fixtures	843,213.77
Repairs and Maintenance-Leased Assets	436,955.65
Rep & Main. - Semi-Expendable Machinery and Equipment	66,508.00
Rep & Main. - Semi-Expendable Furniture, Fixtures and Books	1,624.20
Rep & Main. - Others	9,721,533.00
Rep & Main. - Other Property, Plant & Equipment	168,927.19
Taxes, Duties and Licenses	6,090,016.65
Fidelity Bond Premiums	7,735,320.98
Insurance Expenses	25,028,554.82


**NATIONAL IRRIGATION ADMINISTRATION**  
*Edsa, Diliman, Quezon City*  
**DETAILED STATEMENT OF FINANCIAL PERFORMANCE**  
**ALL FUNDS**  
**AS AT SEPTEMBER 30, 2022**

Labor & Wages	196,460,383.77
Advertising, Promotional and Marketing Expenses	830,834.20
Printing and Publication Expenses	2,388,709.57
Representation Expenses	47,480,029.96
Transportation and Delivery Expenses	1,188,915.35
Rent/Lease Expenses	48,611,388.13
Membership Dues & Contns to Organizations	93,726.09
Subscription Expenses	7,545,283.51
Donations	12,430,312.00
Documentary Stamps Expenses	200,799.80
Major Events and Conventions Expenses	1,865,300.00
Other Maintenance & Operating Expenses	571,672,568.44
<b>Total Maintenance &amp; Other Operating Expenses</b>	<b><u>3,186,433,234.13</u></b>
Bank Charges	178,298.97
Other Financial Charges	39,073.90
<b>Total Financial Expenses</b>	<b><u>217,372.87</u></b>
<b>TOTAL EXPENSES</b>	<b><u>5,992,138,572.72</u></b>
<b>INCOME/ (LOSS) FROM OPERATION</b>	<b><u>-5,354,288,702.10</u></b>
<b>Add/Deduct Other Income/Expenses:</b>	
Gain on Foreign Exchange (FOREX)	8,540,707.75
Gain on Sale of Property, Plant and Equipment	1,138,204.89
Gain on Sale of Unserviceable Property	122,556.57
Loss on Foreign Exchange (FOREX)	-3,371,969.28
<b>TOTAL OTHER INCOME/EXPENSES</b>	<b><u>6,429,499.93</u></b>
<b>NET OPERATING INCOME/(LOSS) BEFORE NON-CASH EXPENSES</b>	<b><u>-5,347,859,202.16</u></b>
<b>Less Non-Cash Expenses:</b>	
Depreciation Expense	4,425,167,151.34
Amortization Expense	9,391,154.70
Impairment Loss	432,525,352.02
Total Non-Cash Expenses	<u>4,867,083,658.06</u>
<b>NET INCOME/(LOSS) BEFORE SUBSIDY</b>	<b><u>-10,214,942,860.22</u></b>
Subsidy Income from National Government	5,909,247,000.00
<b>NET INCOME/(LOSS) BEFORE SUBSIDY FOR THE IMPLEMENTATION OF VARIOUS PROJECTS</b>	<b><u>-4,305,695,860.22</u></b>
<b>ADD: SUBSIDY INCOME FROM NATIONAL GOVERNMENT</b>	
Budgetary Support for the Implementation of Various Projects	
Subsidy to operations - Capital Outlay	<u>25,263,059,564.48</u>
<b>NET INCOME/(LOSS) AFTER SUBSIDY FOR THE IMPLEMENTATION OF VARIOUS PROJECTS</b>	<b><u>20,957,363,704.26</u></b>

CERTIFIED CORRECT:

  
**SHARILYN A. BLUZA**  
 Acting Manager, Accounting Division  
 NGVR - BM

NOTED BY:

  
**RALPH LAUREN A. DU**  
 Deputy Administrator for Administrative  
 and Finance Sector